

Become sustainable today


Take care of your sustainability reporting easily
with INSIKT as your platform.

Developed by **twoday**

One platform, endless possibilities

Use ready-made solutions or tailor your own reporting model. Harness the power of your data and become a role model when it comes to sustainability reporting.

Report according to **ESRS** without lots of time-consuming manual work.



Market leaders trust INSIKT

We create solutions that make a difference for our customers. The benefit can take many different forms. However, our main focus is to let our customers focus on their actual business instead of compiling data. With INSIKT, the profit is saved time, better decisions and more efficient business management.

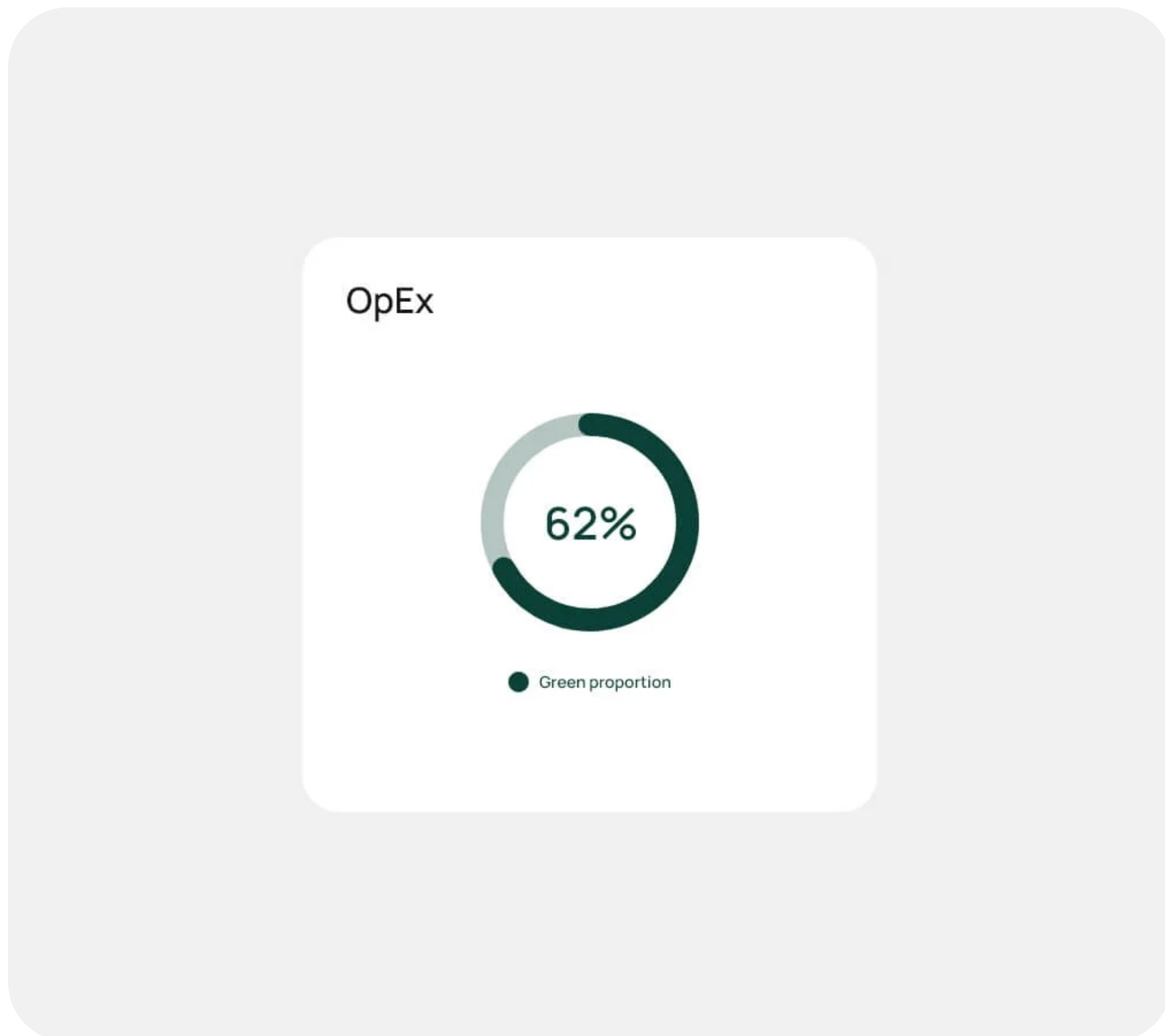
Our customers exists in every imaginable field of activity with everything from hamburger restaurants to mines as their workplace. INSIKT is also used in different ways by different customers, some have a strong focus on budgeting and forecasting while others have a greater focus on project management. INSIKT can be flexibly and easily adapted to the needs and focus of the business by tailoring the solution to each individual business, thus also reducing development costs.

Are you also interested in freeing up time and knowing how our solution can make a difference and create benefit for your business? Are you ready to take your business to a new level? Together with INSIKT, we help you get there!



Taxonomy reporting

Collect, document and report data according to the EU taxonomy in a user-friendly system. With customized dashboards and customizable input methods, it becomes easy to involve the right people and create the insights required to reach new levels.



Keep track of what is green and what is not

Easily determine what is green and what is not while tracking its change over time. With all the data in one place, you quickly get an overview of sales (turnover), investments (CapEx) and operating costs (OpEx).

Primary energy number for each property

	Household electricity	A-temp	Primary energy number	Weighted average PE
All properties	121 320	124 574	42	75
Björkbacken 40A	384	3 760	52	73
Ekbacke gård	6 024	4 593	31	92
Granbacken 19	384	6 208	65	153
Lärkstigen 5	1 896	9 177	32	73
Nybyvägen 11	27 216	9 131	53	
Rosenvägen 1	8 268	4 469	42	50
Sjöberget 2	5 448	1 250	30	42

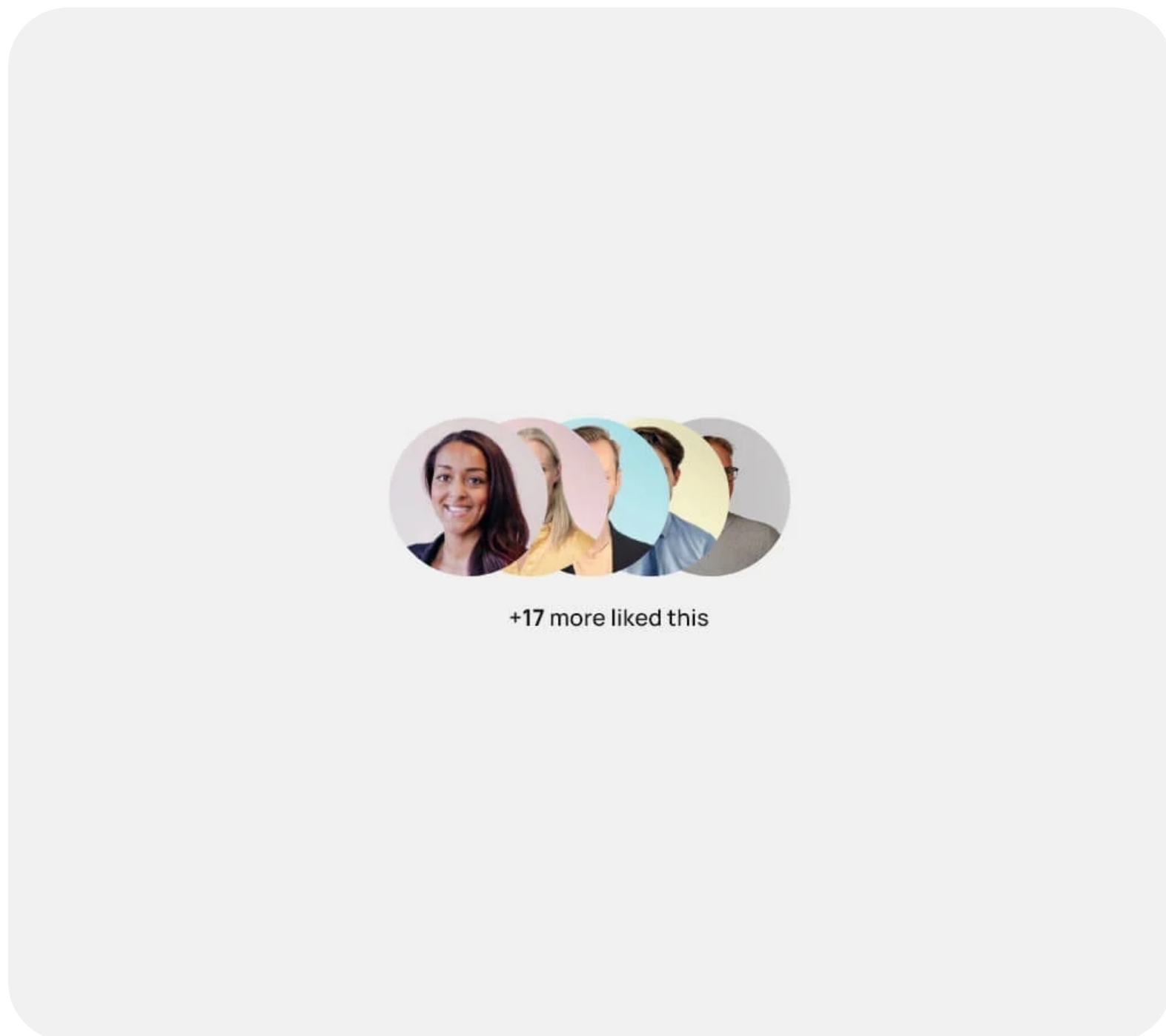
Automate the classification of objects

Let INSIKT classify objects for you. By connecting all your systems, INSIKT can itself calculate what classification an object has. This way you save a lot of time.



Sustainability plan

Ensure that your daily work leads to a better world. In INSIKT, you can always twist and turn the data to communicate the results so that everyone understands, regardless of role.



Engage the entire organization

With intuitive tools, you can easily communicate your sustainability plan so that everyone strives towards the same goal. Let the entire organization participate in the work directly in INSIKT and increase participation and ownership for greater commitment.



Track progress and identify pitfalls

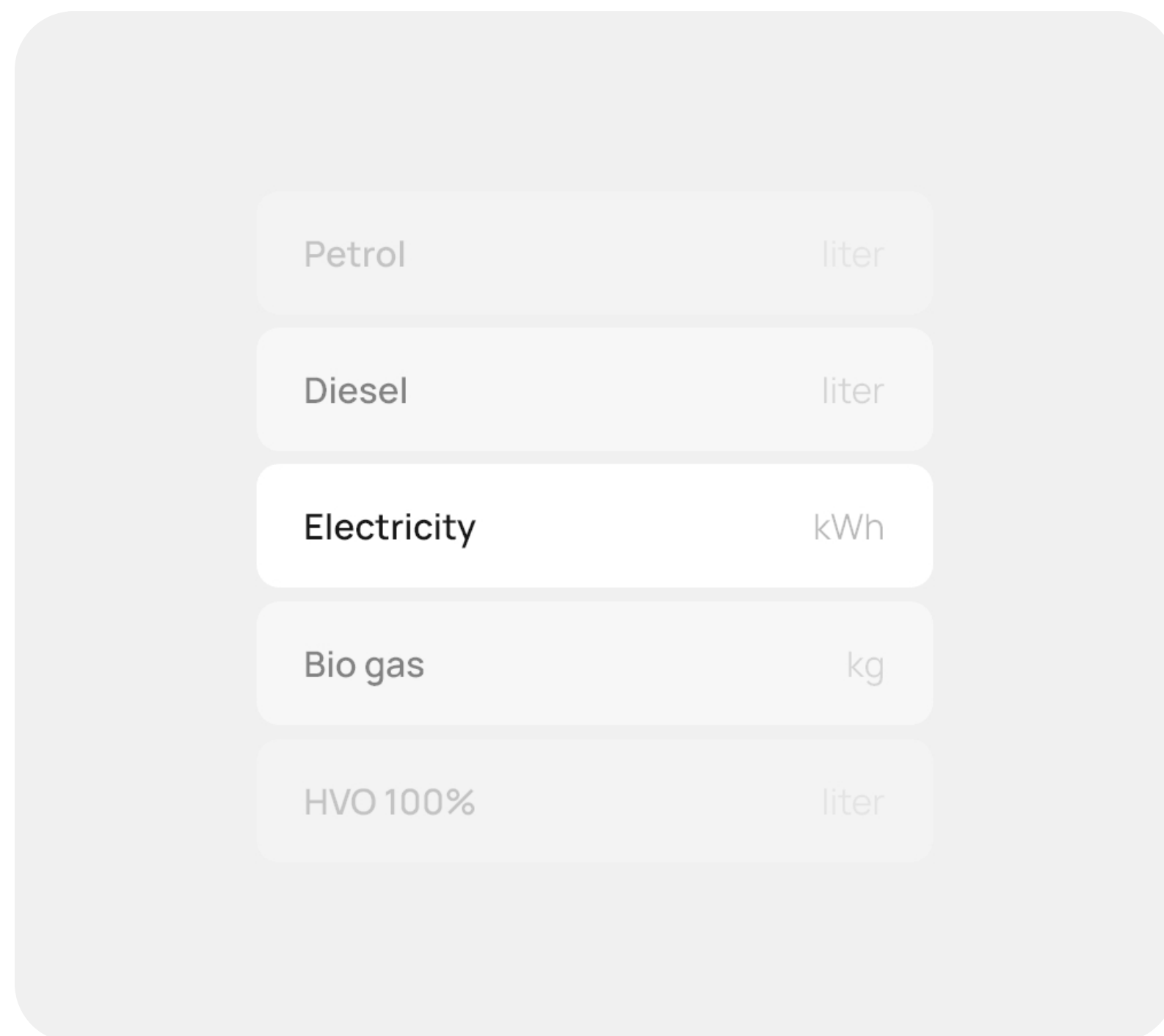
Are we going in the right direction? What activities are carried out in the organization? Are we doing enough? These are questions that company managers have to ask themselves all the time, but where it is often difficult to follow what is happening.

In INSIKT, you always have an eye on how the work is going and quickly make adjustments if necessary.



Climate impact

Easily measure, report and reduce carbon emissions across all areas to build your climate strategies on robust data and understand your impact. Make it easy to collect data about your climate impact and report tailored to your company's requirements.



Gather all emission factors in one place

Manage

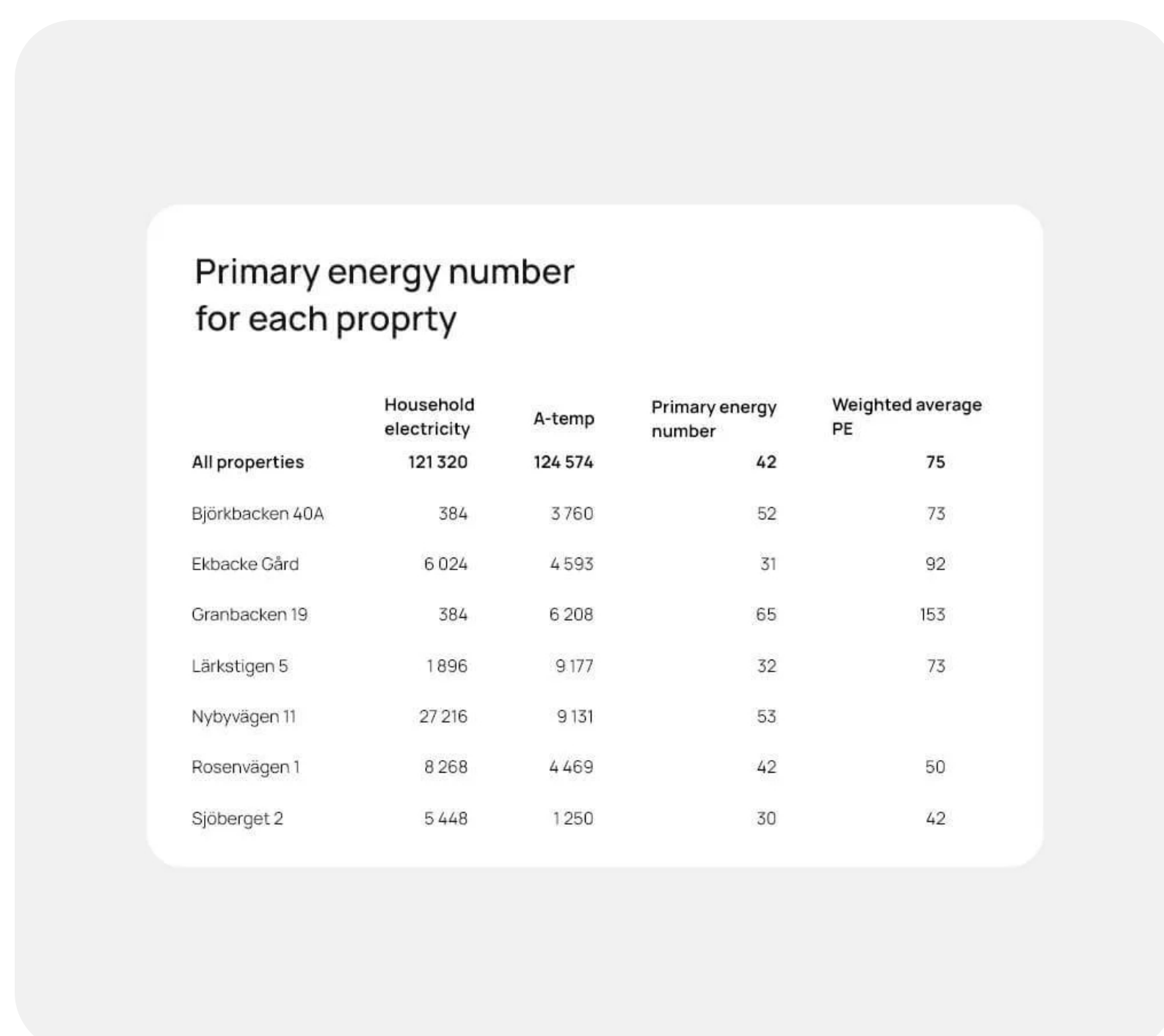
Add new ones, adjust previous ones and let your solution grow with you. With flexible version management, you quickly see how things change over time.

Communicate

INSIKT is packed with functions to facilitate collaboration. Comment on the data and let your colleagues know what you've come up with.

Analyze

With all the data in one tool, you can easily twist and turn the information. Build dashboards for sustainability data or identify trends between different sources without expensive costs.



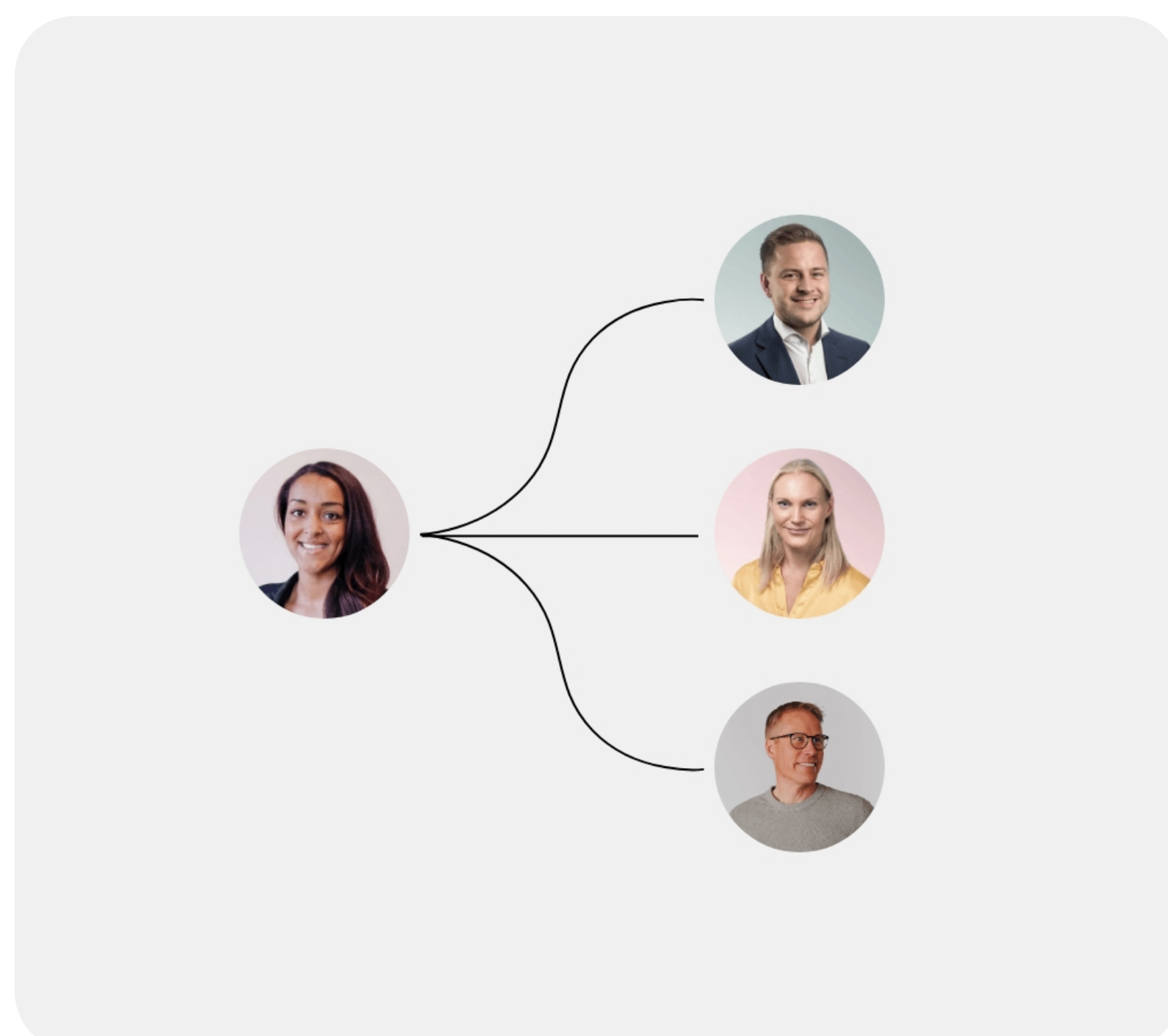
Automate reporting

Spend-based

For the parts that are made on an expense basis, INSIKT simply reads out from the general ledger. In this way, you can combine expenses on specific accounts with the right emission factor to calculate a climate impact

Consumption-based

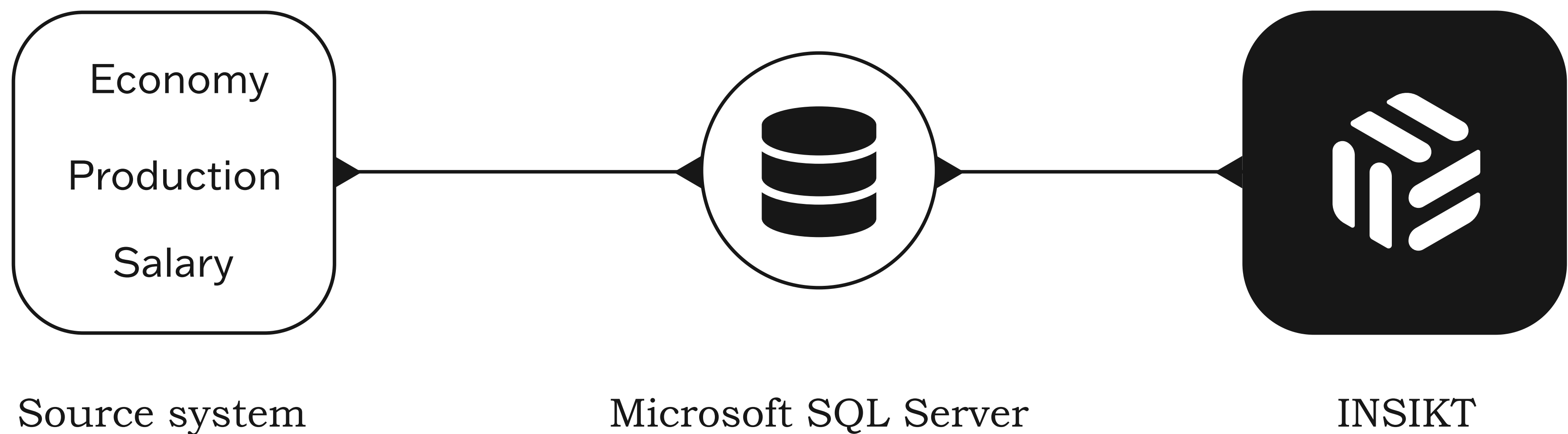
For the parts of the accounting that are based on consumption, INSIKT functions as a collection for different data sets. For example, waste management in projects, energy consumption in various properties or consumption of building materials. These are then combined with the correct emission factor so that you get a complete calculation.



Spread responsibility for reporting

With INSIKT, you quickly ensure that the right person is responsible for reporting the right data. Let property managers specify waste quantities in their properties, or project managers ensure that the building material is correctly reported in a project. The environmental manager easily gets an overall picture of the climate impact without having to hunt for the right data.

Teknisk plattform



INSIKT is based on standard products from Microsoft and has been developed with the latest technology. The data warehouse is located on the Microsoft SQL Server platform and has a design in agreement with the dimensional model, which means that the database is optimized for reporting and analysis. Data is analyzed using Microsoft Analysis Services (Microsoft SQL Server), which is the world's most widespread product for OLAP. OLAP refers to an analytical working database that can handle more complex searches than standard relational databases.

INSIKT is completely web-based, which facilitates installation, upgrading and changes. Users only need a web browser to take advantage of the tool's capabilities. Since all calculations are performed by the server, lower demands are placed on the users' computers. This saves money because a large number of computers do not need to be installed or upgraded.

INSIKT is integrated with all types of business and operational systems. The transfer of information (ETL process) takes place using APIs, database communication or Integration Services (which is a built-in component of Microsoft SQL Server) depending on the technical capabilities of the systems against which INSIKT is integrated. INSIKT has packaged integration solutions for a large number business systems.

For more information, visit www.insikt.se

We are twoday

twoday is a leading IT player with a focus on helping large and medium-sized organizations in their digital transformation. We deliver customized consulting services, data-driven solutions and leading products to over 8,000 public and private businesses in the Nordics.

twoday's over 3,000 technology experts work closely with customers to create innovative solutions that transform companies and society.

With competence, drive and a big heart, we create tomorrow's solutions.

Get in touch

info@insikt.se

www.insikt.se

www.twoday.se